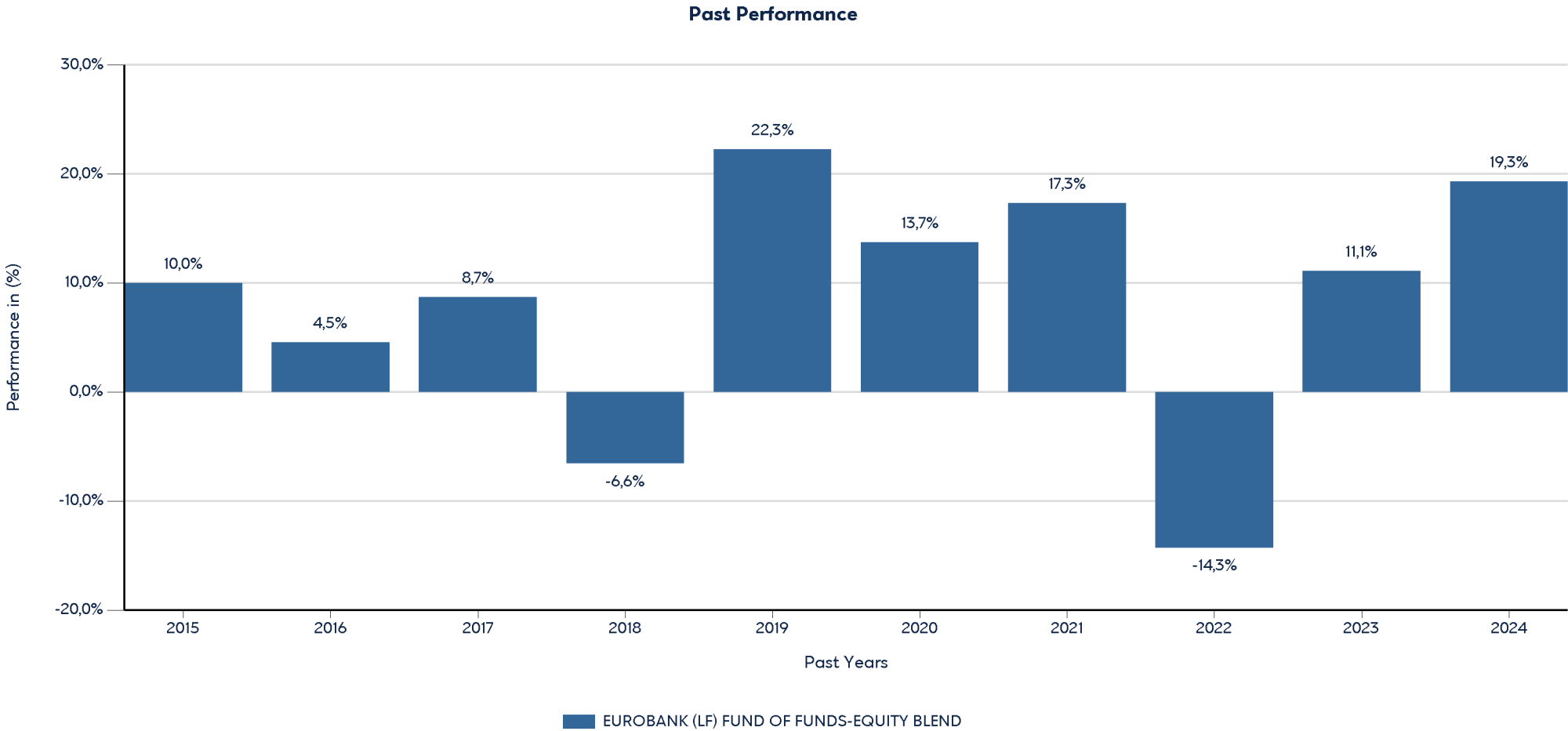


**Product**  
**EUROBANK (LF) FUND OF FUNDS-EQUITY BLEND**  
**ISIN:** LU0272937516

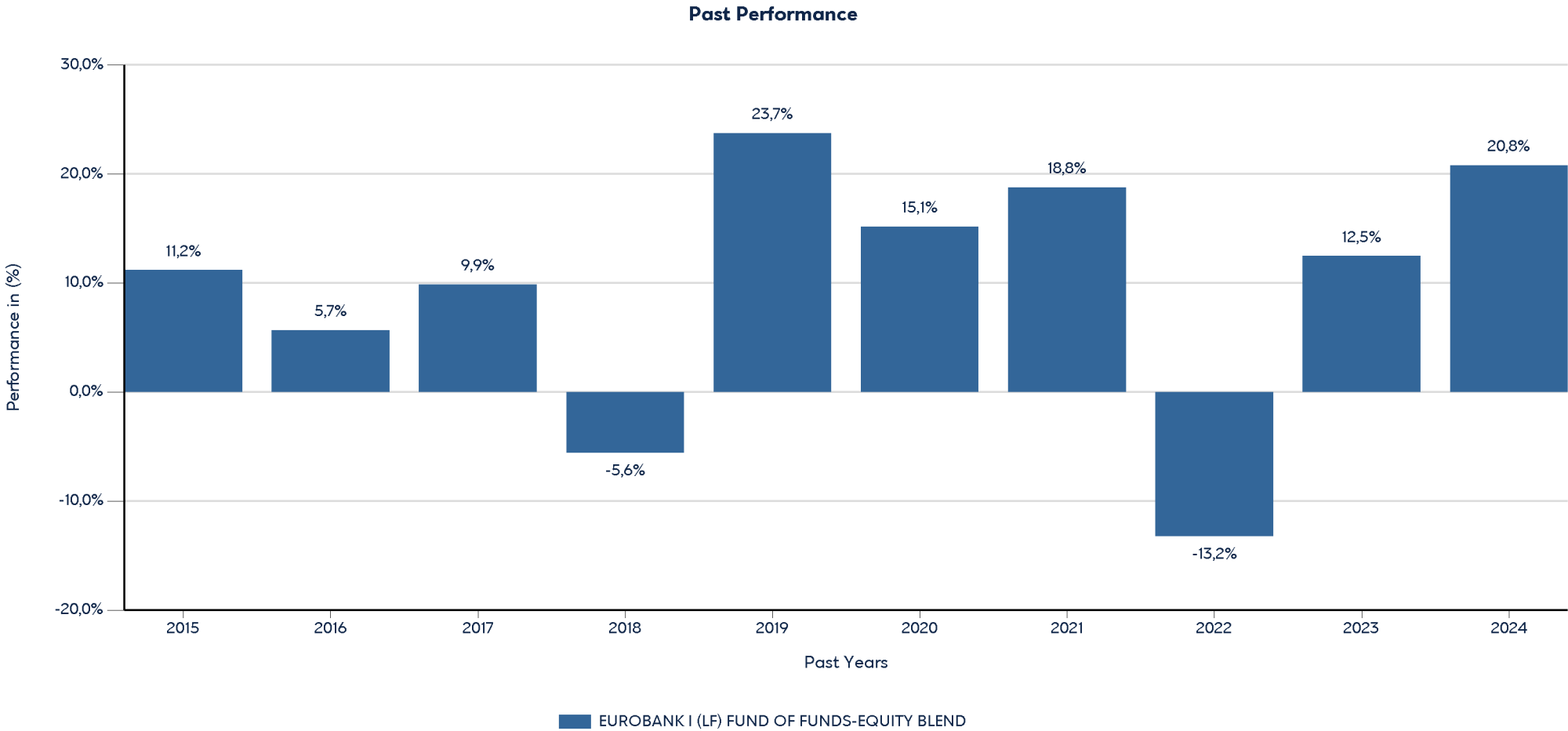
**Past performance is not a reliable indicator of future performance. Markets could develop very differently in the future.**  
**This chart shows the fund's performance as the percentage loss or gain per year over the last 10 years. It can help you to assess how the fund has been managed in the past.**



- Performance is shown after deduction of ongoing charges. Any entry and exit charges are excluded from the calculation.
- The chart shows the Investment Product's annual performance in EUR for each calendar year over the period 2015-2024. This Investment Product was launched in 18/9/2006.
- Further information about this fund are available on the web site [www.eurobankam.gr](http://www.eurobankam.gr).

**Product**  
**EUROBANK I (LF) FUND OF FUNDS-EQUITY BLEND**  
**ISIN:** LU0272937862

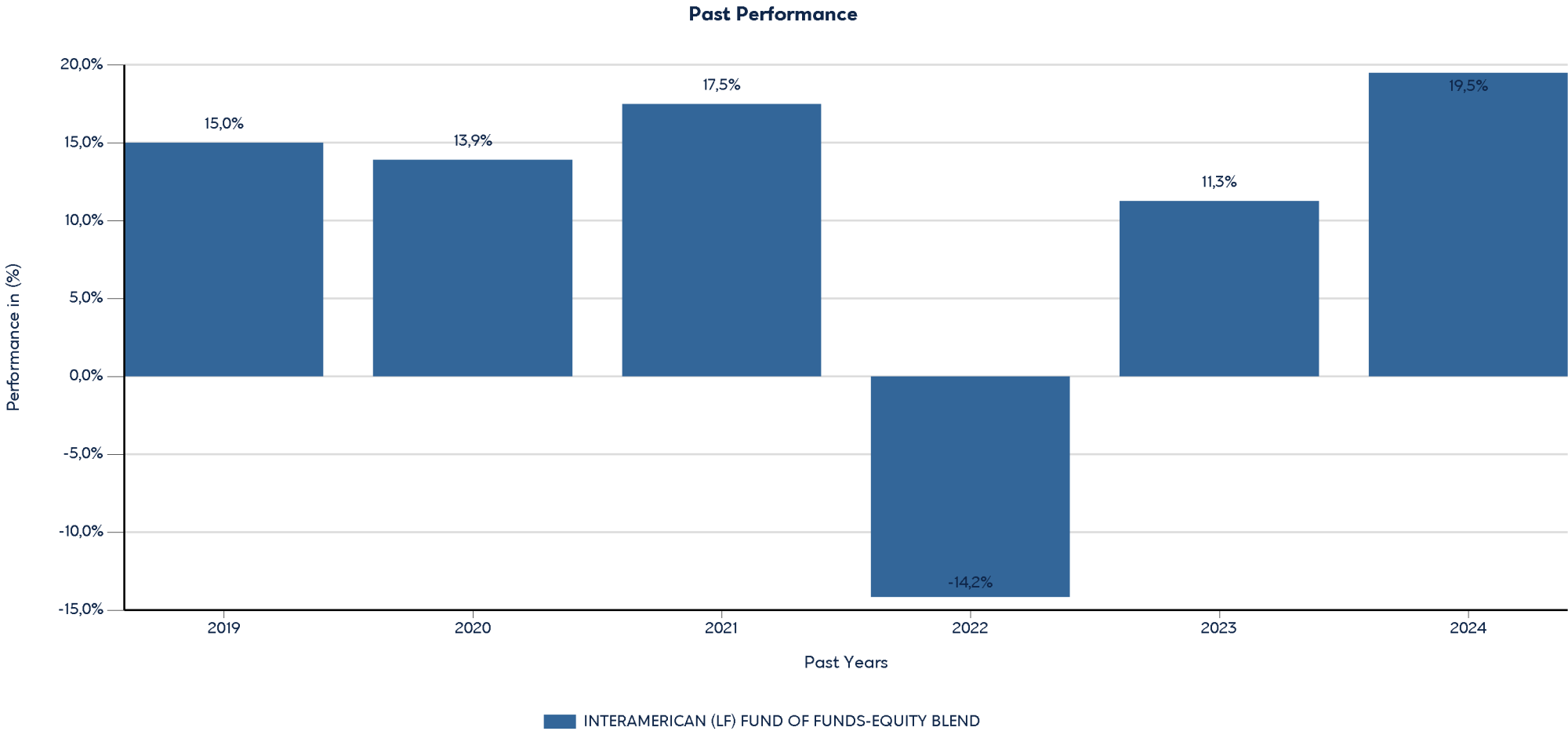
**Past performance is not a reliable indicator of future performance. Markets could develop very differently in the future.**  
**This chart shows the fund's performance as the percentage loss or gain per year over the last 10 years. It can help you to assess how the fund has been managed in the past.**



- Performance is shown after deduction of ongoing charges. Any entry and exit charges are excluded from the calculation.
- The chart shows the Investment Product's annual performance in EUR for each calendar year over the period 2015-2024. This Investment Product was launched in 26/10/2006.
- Further information about this fund are available on the web site [www.eurobankam.gr](http://www.eurobankam.gr).

Product  
INTERAMERICAN (LF) FUND OF FUNDS-EQUITY BLEND  
ISIN: LU1923391467

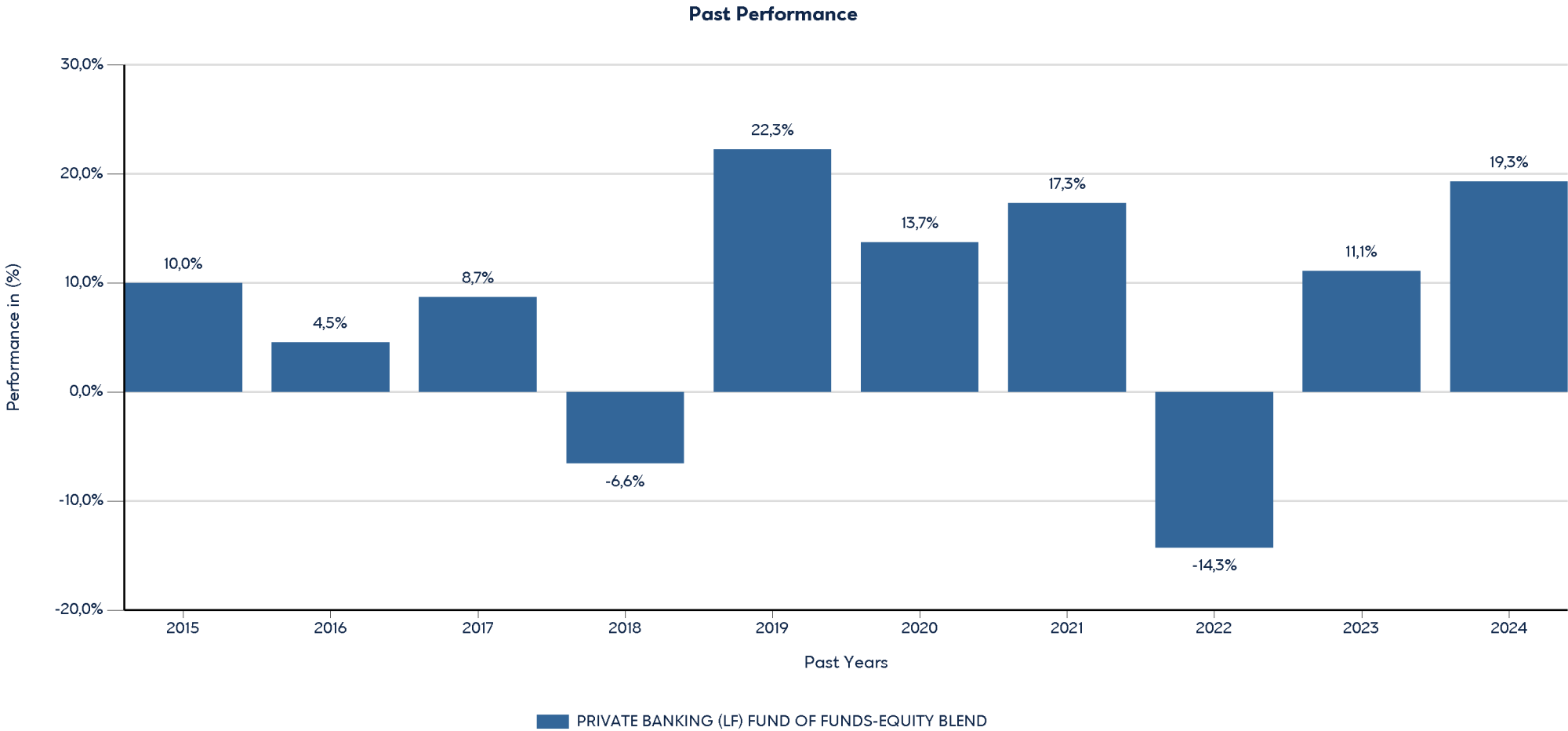
Past performance is not a reliable indicator of future performance. Markets could develop very differently in the future.  
This chart shows the fund's performance as the percentage loss or gain per year over the last 6 years. It can help you to assess how the fund has been managed in the past.



- Performance is shown after deduction of ongoing charges. Any entry and exit charges are excluded from the calculation.
- The chart shows the Investment Product's annual performance in EUR for each calendar year over the period 2019-2024. This Investment Product was launched in 24/1/2019.
- Further information about this fund are available on the web site [www.eurobankam.gr](http://www.eurobankam.gr).

**Product**  
**PRIVATE BANKING (LF) FUND OF FUNDS-EQUITY BLEND**  
**ISIN:** LU1102787212

**Past performance is not a reliable indicator of future performance. Markets could develop very differently in the future.**  
**This chart shows the fund's performance as the percentage loss or gain per year over the last 10 years. It can help you to assess how the fund has been managed in the past.**

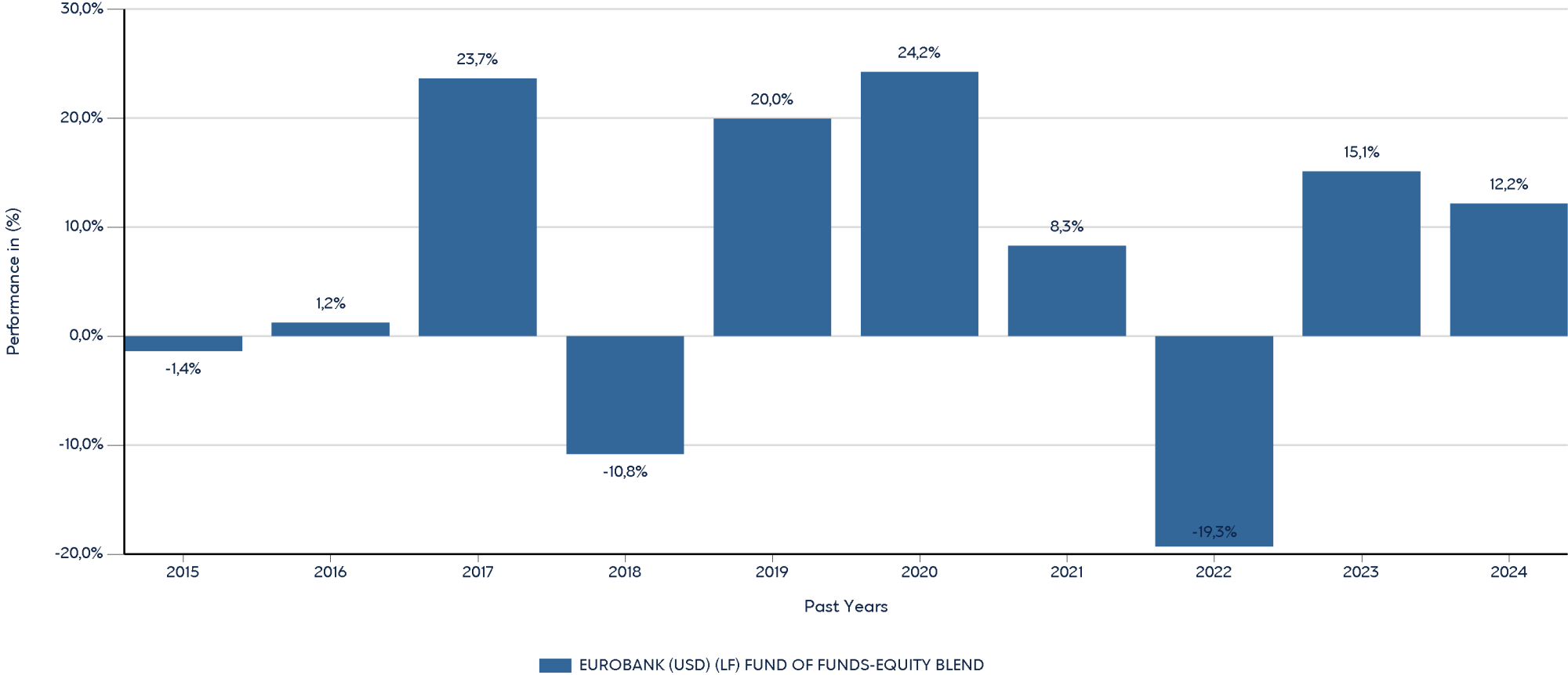


- Performance is shown after deduction of ongoing charges. Any entry and exit charges are excluded from the calculation.
- The chart shows the Investment Product's annual performance in EUR for each calendar year over the period 2015-2024. This Investment Product was launched in 15/10/2014.
- Further information about this fund are available on the web site [www.eurobankam.gr](http://www.eurobankam.gr).

Product  
EUROBANK (USD) (LF) FUND OF FUNDS-EQUITY BLEND  
ISIN: LU0647577252

Past performance is not a reliable indicator of future performance. Markets could develop very differently in the future.  
This chart shows the fund's performance as the percentage loss or gain per year over the last 10 years. It can help you to assess how the fund has been managed in the past.

Past Performance

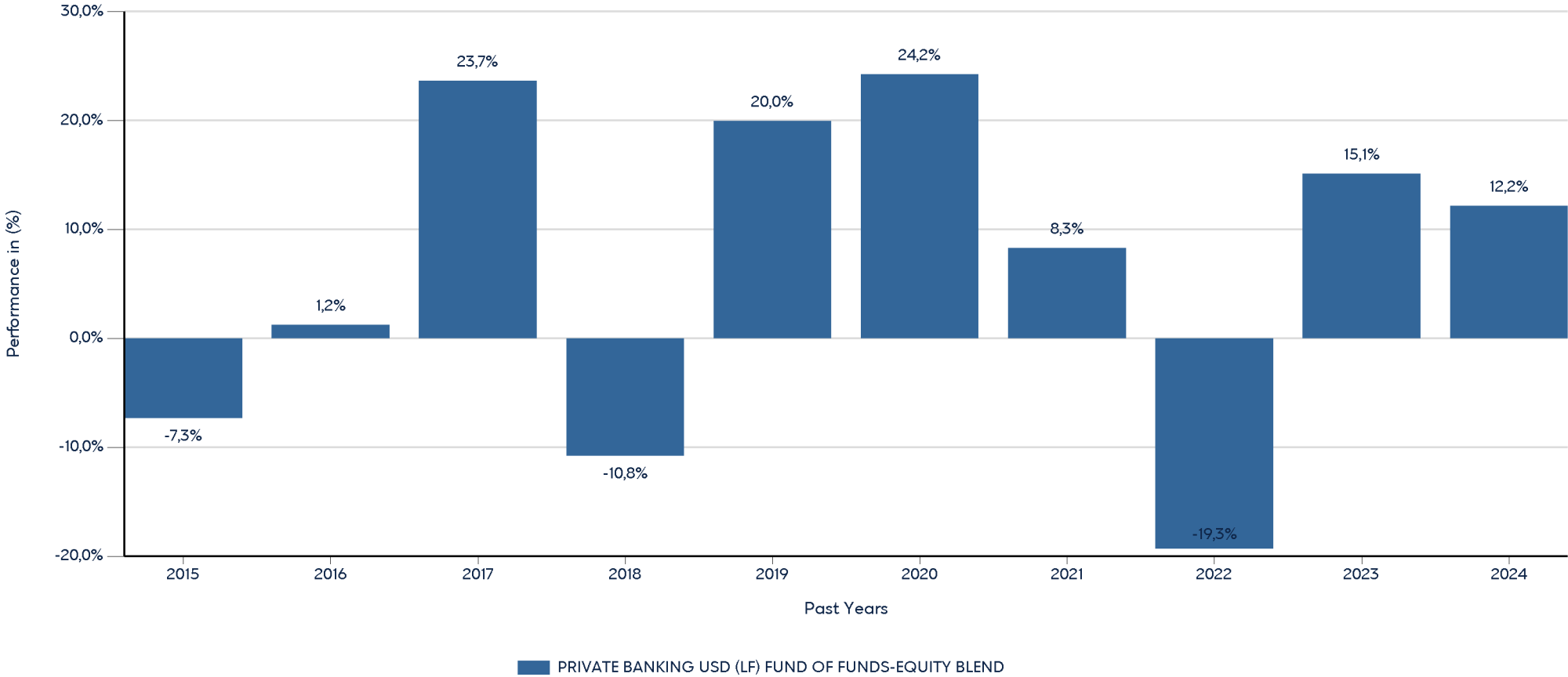


- Performance is shown after deduction of ongoing charges. Any entry and exit charges are excluded from the calculation.
- The chart shows the Investment Product's annual performance in USD for each calendar year over the period 2015-2024. This Investment Product was launched in 20/9/2011.
- Further information about this fund are available on the web site [www.eurobankam.gr](http://www.eurobankam.gr).

Product  
PRIVATE BANKING USD (LF) FUND OF FUNDS-EQUITY BLEND  
ISIN: LU1102787303

Past performance is not a reliable indicator of future performance. Markets could develop very differently in the future.  
This chart shows the fund's performance as the percentage loss or gain per year over the last 10 years. It can help you to assess how the fund has been managed in the past.

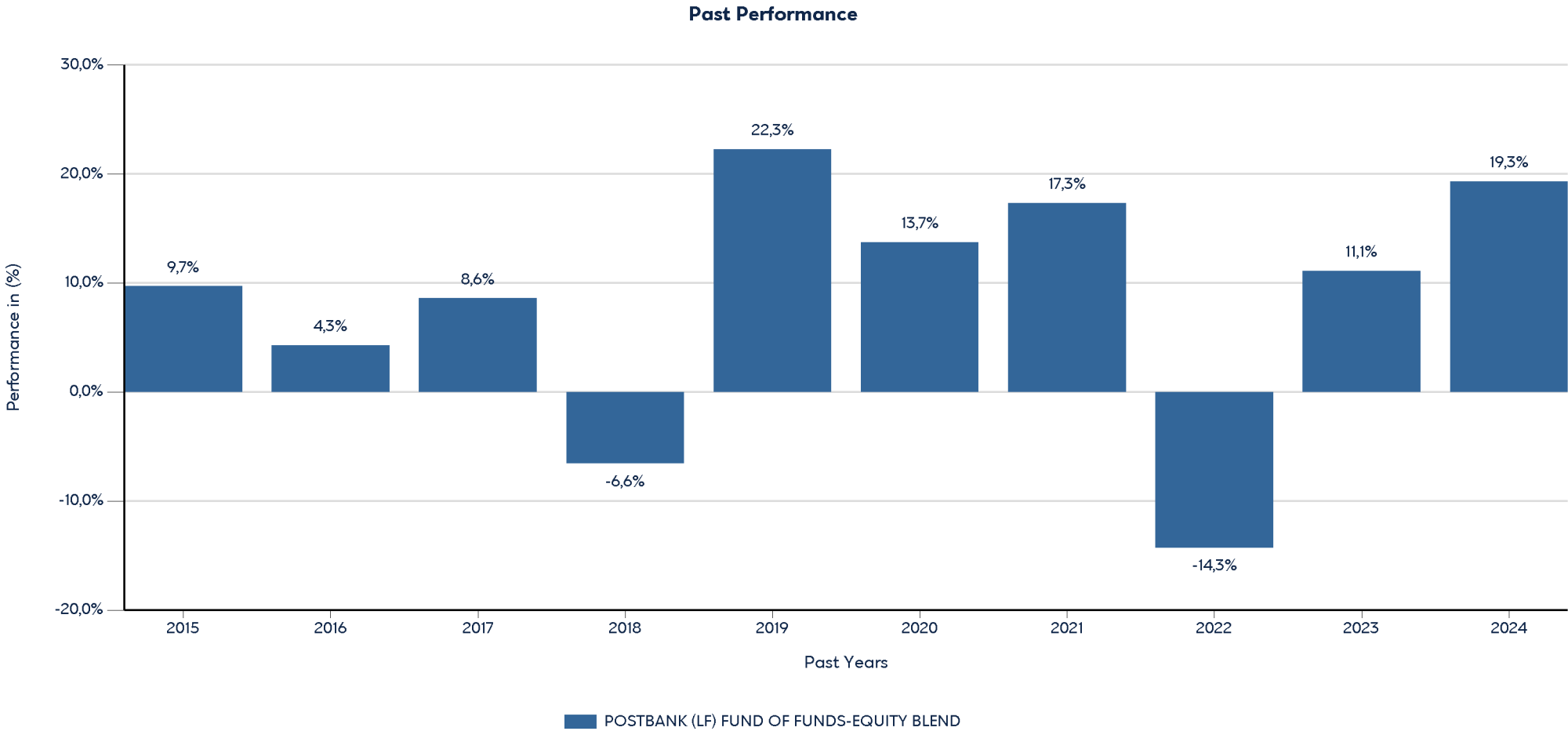
Past Performance



- Performance is shown after deduction of ongoing charges. Any entry and exit charges are excluded from the calculation.
- The chart shows the Investment Product's annual performance in USD for each calendar year over the period 2015-2024. This Investment Product was launched in 21/5/2015.
- Further information about this fund are available on the web site [www.eurobankam.gr](http://www.eurobankam.gr).

**Product**  
**POSTBANK (LF) FUND OF FUNDS-EQUITY BLEND**  
**ISIN:** LU0272939215

**Past performance is not a reliable indicator of future performance. Markets could develop very differently in the future.**  
**This chart shows the fund's performance as the percentage loss or gain per year over the last 10 years. It can help you to assess how the fund has been managed in the past.**



- Performance is shown after deduction of ongoing charges. Any entry and exit charges are excluded from the calculation.
- The chart shows the Investment Product's annual performance in EUR for each calendar year over the period 2015-2024. This Investment Product was launched in 18/12/2007.
- Further information about this fund are available on the web site [www.eurobankam.gr](http://www.eurobankam.gr).